

Cataract + Astigmatism

Two eye conditions

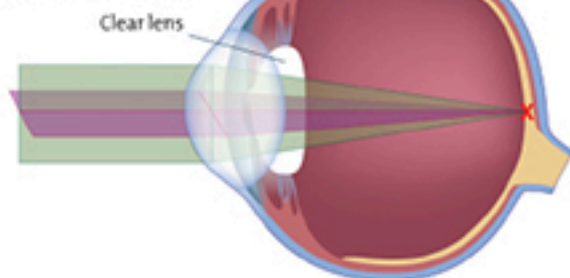
One solution



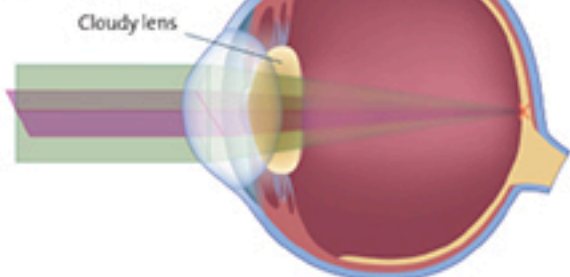
PRECIZON™
TORIC IOL

BIGGER
VISION
ZONE

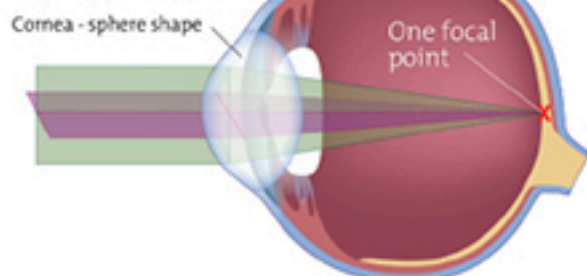
Normal vision



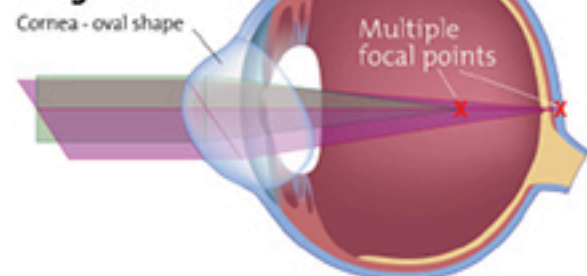
Cataract



Normal vision



Astigmatism



// About Cataract

As the eye ages, the natural lens in the eye gradually becomes less transparent (clear). Less light passes through and it will make your vision deteriorate.

A lens that has turned misty, or cloudy, is said to have a cataract. A straightforward operation can usually remove your cloudy lens and replace it with an artificial lens, (Intra ocular lens) to enable you to see more clearly again.

// About Astigmatism

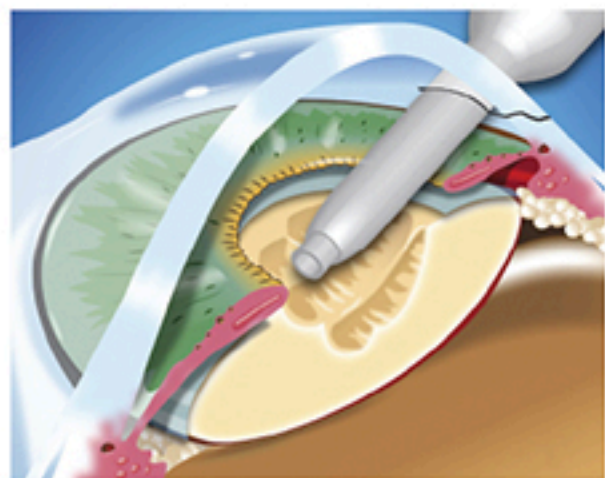
When the surface of the cornea has an irregular shape, vision becomes distorted. Light fails to come to a single focus spot to produce clear vision. This is called corneal astigmatism.

Toric glasses or contacts with special optical powers can correct the effects of corneal astigmatism.

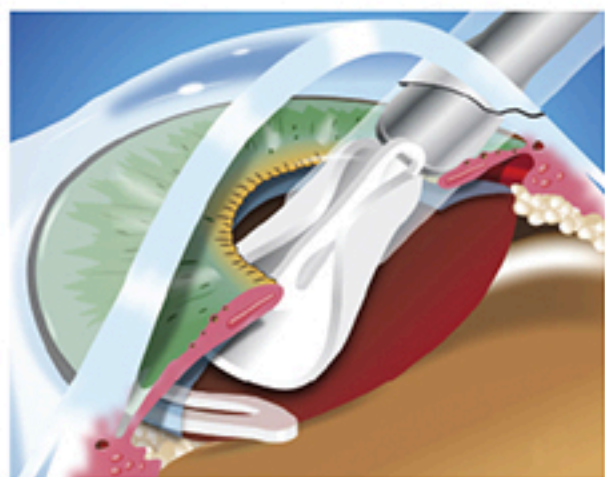
Treatment for both cataract and astigmatism

Toric Intraocular lenses offer a solution for both. They offer a treatment for Cataract and can undo the effect of corneal astigmatism as well. With one single procedure you have a new lens and the potential to enjoy freedom from toric glasses for distance vision.

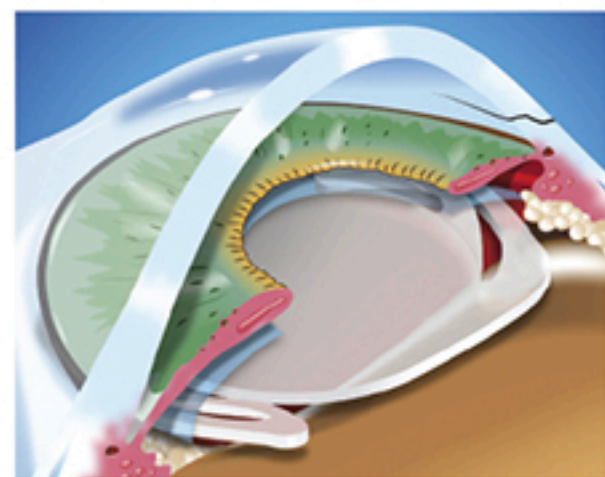
// What does a cataract surgery **look like?**



1. the natural lens is carefully removed from the capsular bag.



2. The foldable Intraocular lens (IOL) is injected in the capsular bag.



3. The IOL unfolds and is ready to focus light.



1. Vision with 10° misaligned standard toric IOL



2. Vision with 10° misaligned Precizon™ toric IOL



3. Night vision with standard toric IOL



4. Night vision with Precizon™ toric IOL


Why choose Precizon Toric? // Bigger Vision Zone

The proper alignment of a toric Intra ocular lens on the patient's astigmatism axis is very important. A slight misalignment already can lead to a decrease of the optimal visual acuity.

The Precizon toric IOL, is less sensitive to misalignment because of a new developed lens surface, it has a broader zone with exactly the correct power needed. This broader zone minimizes the chance of quality loss caused by little misalignment of the IOL in the eye, and the broader zone also provides for improved night vision.

// Ask your doctor

Cataract surgery is an important treatment. It has to do with your vision and therefore your quality of life. Make sure to discuss any question you have with the doctor who will perform the surgery, and you will be able to make the best decisions concerning your future sight.





**1. Sight with
cataract + astigmatism***



**2. Sight after standard
cataract surgery***



**3. Sight after surgery
with Precizon™ Toric IOL**

** Simulated vision*